









Viburnum Leaf Beetle Citizen Science Timeline

Use this chart to find out what to look for when.

						
	<u>Eggs sites</u>	<u>Larvae</u>	<u>Larvae damage</u>	<u>Pupae</u>	<u>Adults</u>	<u>Adult damage</u>
Jan						
Feb						
Mar						
Apr						
	Eggs hatch	in late April	to early May			
May						
Jun		Larvae pupa	te in early to mid-June	Hidden in soil	Late June	Late June
Jul	Egg laying starts in July					
Aug						
Sep						
Oct					Frost	
						Leaf drop
Nov						
Dec						

Last updated 01/29/2003 15:32:11
© Copyright, Department of Horticulture, Cornell University.

Project coordinator: Lori Bushway, ljb7@cornell.edu
Website design: Craig Cramer cdc25@cornell.edu

Project website: <http://www.hort.cornell.edu/vlb/>