
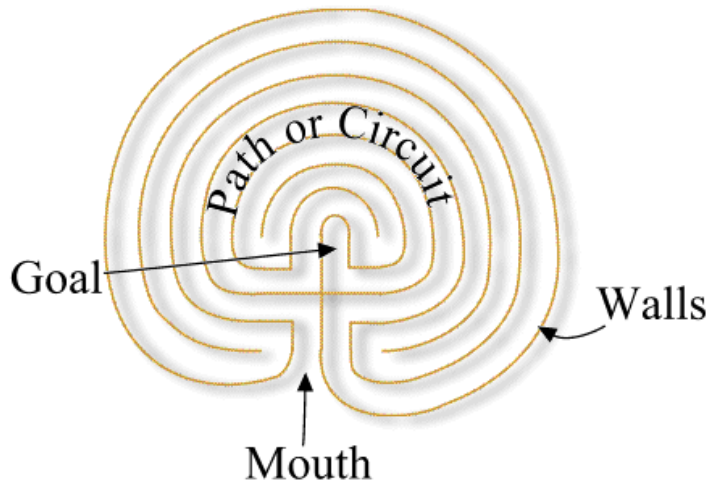
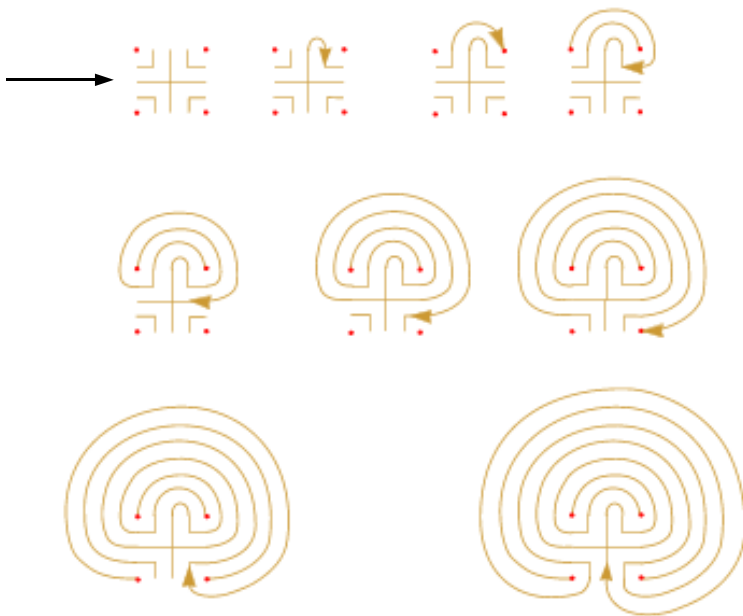


# Labyrinths



S  
E  
E  
D  
  
P  
A  
T  
T  
E  
R  
N



1. Begin by drawing the seed pattern
2. Always start at the top of the cross. (you can go either clockwise or counter-clockwise)
3. Connect to the first available line-end or dot.
4. Pick up your pencil and move to the next available dot or line-end to the left of the top of the cross.
5. Draw around to the next available dot or line-end on the right of the cross.
6. Repeat steps 4 and 5 until complete.

Labyrinths also correlate to colors in the visible light spectrum (ROY G BIV)

Think about labyrinth's musically: C=1, D=2, E=3, F=4, G=5, A=6, B=7, and C'=8



<http://www.geomancy.org/labyrinths/>

