

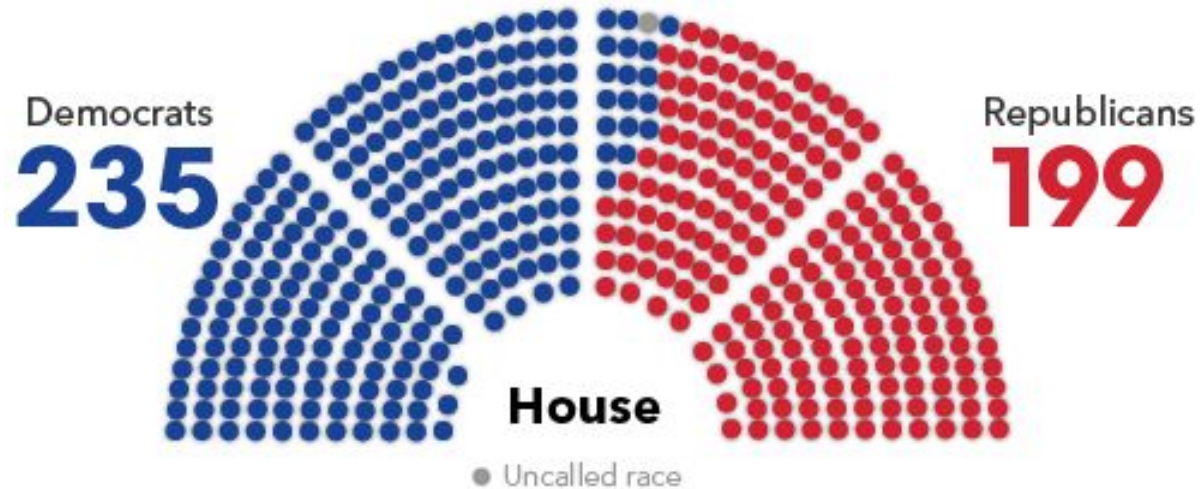
GJLake LLC

Getting to Know the
116th Congress

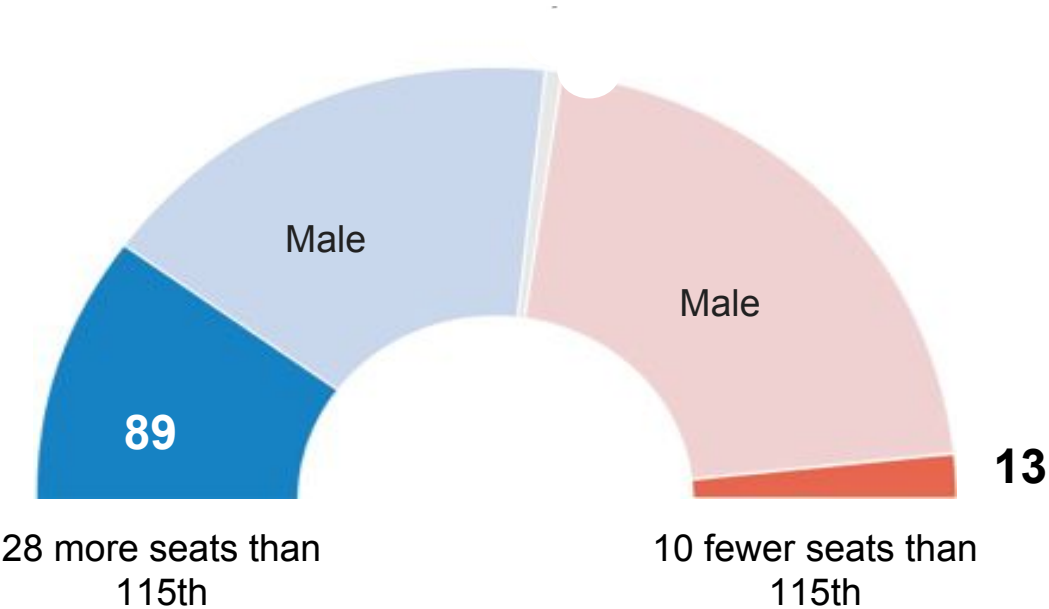
Midterm Election Data

- Approximately 114 million people voted in this midterm, compared to 79 million that voted in the 2014 midterm elections.
- Democrats gained 41 seats in the House, the biggest pick-up since the aftermath of the Watergate scandal in 1974.
- Democrats unseated 30 House Republicans and no House Democratic incumbent was defeated by a Republican.
- Democrats won 46 of California's 53 congressional seats.
- Only three Republicans won districts carried by Hillary Clinton in 2016. There were 25 Republican-held seats won by Clinton in the 115th Congress.
- 31 Democrats won districts carried by President Trump in 2016. There were 13 Democrat-held seats won by Trump in the 115th Congress.

The 116th U.S. House of Representatives

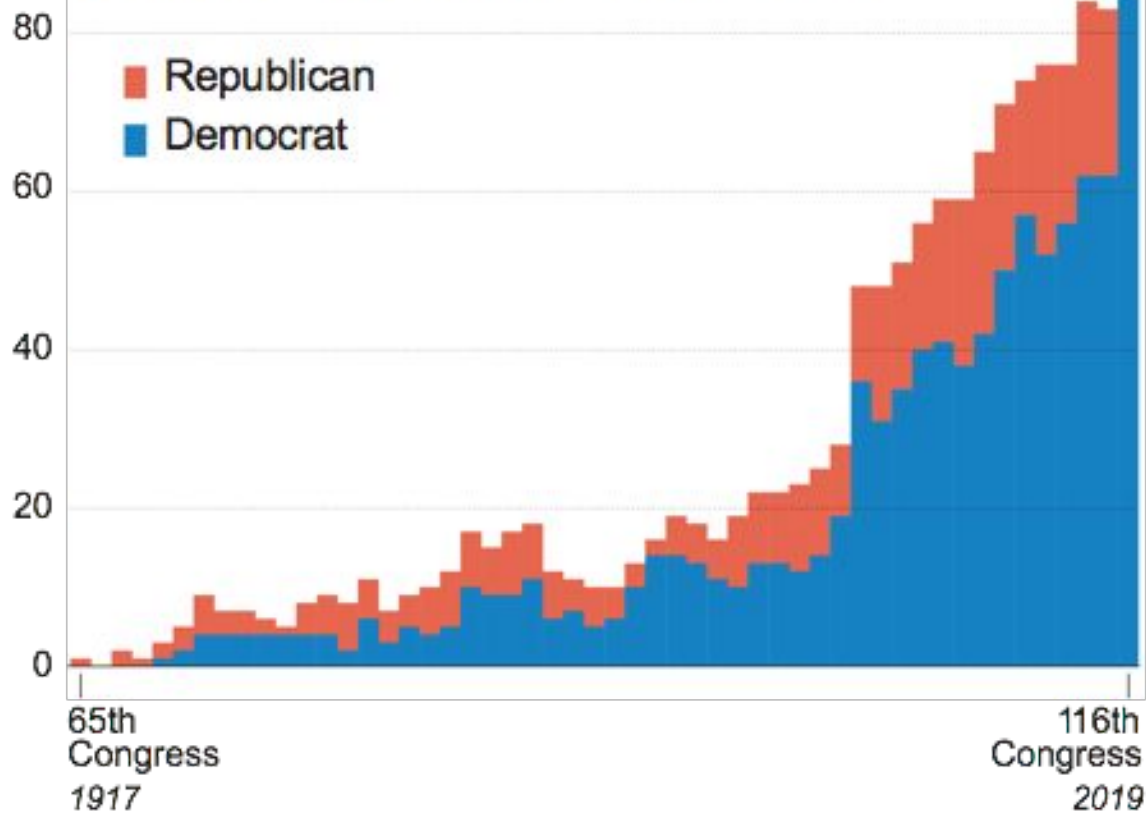


Congresswomen in the 116th House



HISTORICAL MAKEUP

Congresswomen since 1917



Year of the Woman

- Women make up 25% of the Senate and 23% of the House in the 116th Congress
- 117 women were elected or appointed, for a total of 127 women serving in this Congress.
- 6 women are leading Committees in the House and 6 women are leading Committees in the Senate. This includes both Chairmen and Ranking Members.

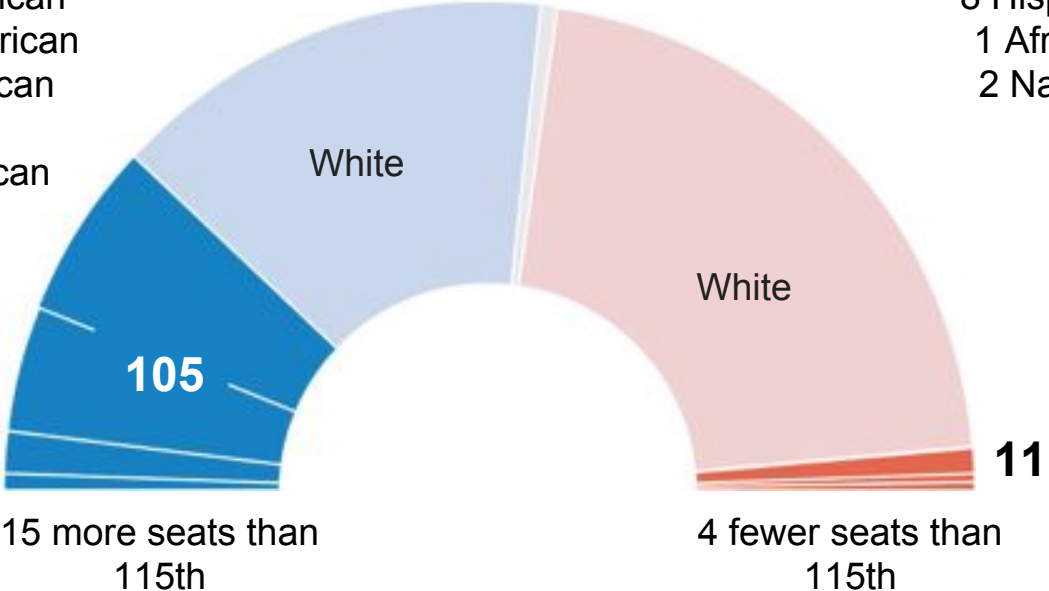
Race and Ethnicity of the 116th House

Democrats

- 51 African American
- 36 Hispanic American
- 13 Asian American
- 3 Muslim
- 2 Native American

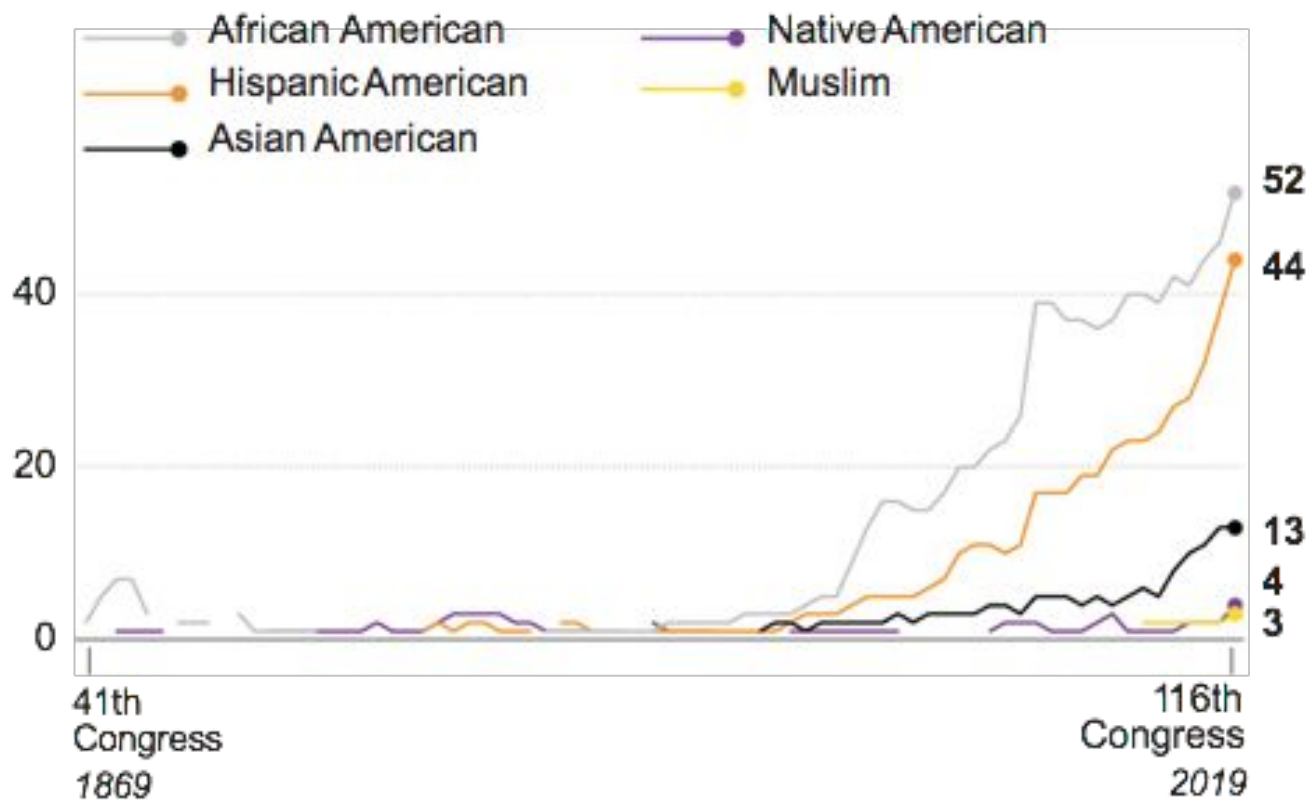
Republicans

- 8 Hispanic American
- 1 African American
- 2 Native American




Race and ethnicity since 1869

Does not include nonvoting delegates or commissioners.

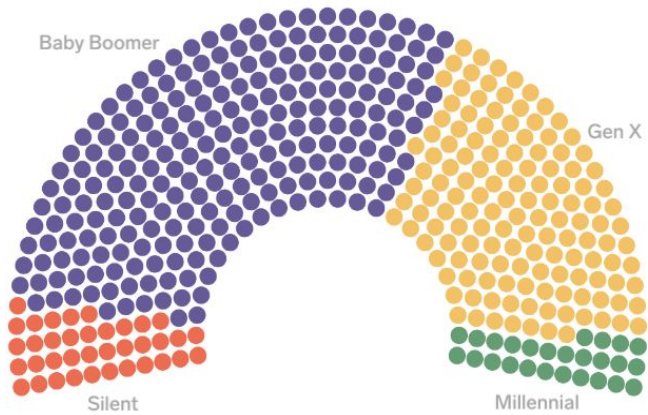


Age of the 116th House

115th House



116th House

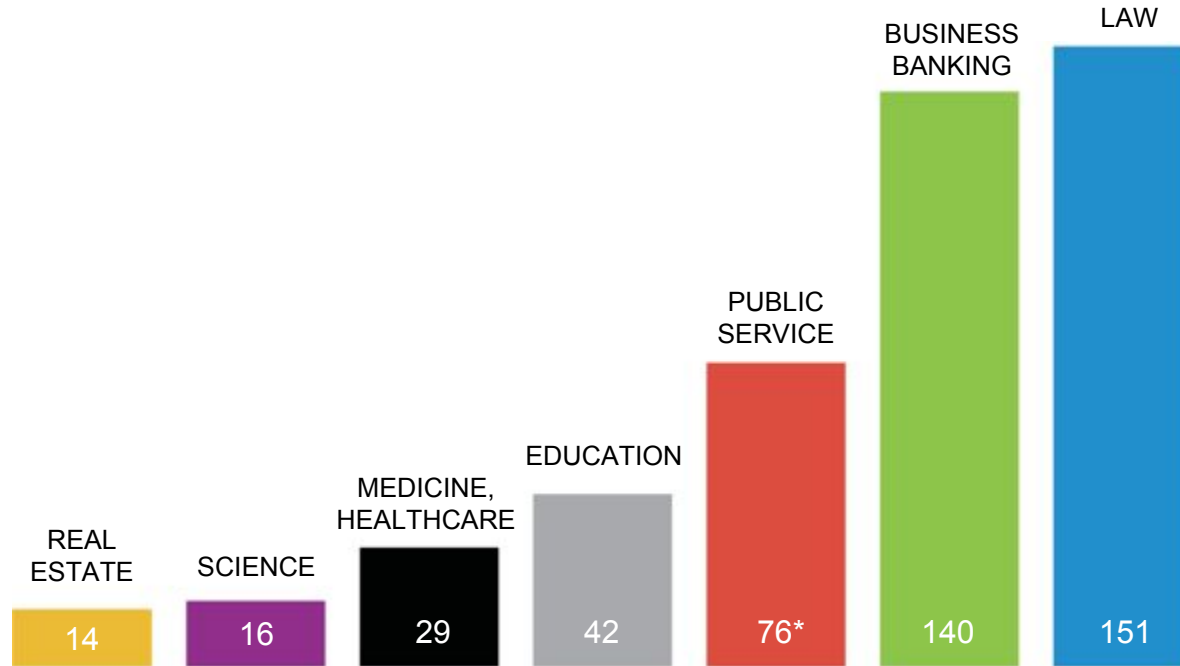


GENERATION	BEFORE ELECTION	AFTER ELECTION	PERCENT CHANGE
● Silent (1928–1945)	42	37	↓ 13.5%
● Baby Boomer (1946–1964)	270	234	↓ 13.3%
● Gen X (1965–1980)	118	138	↑ 17%
● Millennial (1981–1996)	5	26	↑ 420%

Age of the 116th Congress

- Of the 100 non-incumbent winners, the average age is 49, making this the youngest freshmen class since 2011.
- The average age of the 116th Congress is 58.6 years old, as it was in the 115th Congress.


116th House members' previous professions



*Includes only members who served in law enforcement, state government and community service positions.

Faces of the 116th House Freshmen

More than 90 freshmen are joining the House in the 116th Congress. It is the most racially diverse class of freshmen elected to the House, includes the most military veterans elected in nearly a decade, 36 women and includes the youngest-ever and second-oldest freshman members.



At least 73 went to graduate school. A third of them have law degrees and 12 have MBAs. Seven freshmen earned at least two graduate degrees.



36 women — 35 Democrat, 1 Republican



At least 24 of the new members elected to the House this cycle are Hispanic, Native American and people of color.



At least 18 members of the incoming class have served in the military. Six served in the Army, 11 in the Navy, and two in the Air Force.



Five worked in education or were teachers.



There are **at least five** medical professionals: three doctors, one dentist, and one nurse.

Committees in the 116th Congress

- House:
 - 20 Standing Committees
 - 6 Select or Joint Committees
- Senate:
 - 17 Standing Committees
 - 7 Select, Joint, or Special Committees

House Committee Leadership

Committee	Chair	Ranking Member
Agriculture	Collin Peterson (MN)	Mike Conaway (TX)
Appropriations	Nita Lowey (NY)	Kay Granger (TX)
Armed Services	Adam Smith (WA)	Mac Thornberry (TX)
Budget	John Yarmuth (KY)	Steve Womack (AR)
Education and the Workforce	Bobby Scott (VA)	Virginia Foxx (NC)
Energy and Commerce	Frank Pallone (NJ)	Greg Walden (OR)
Ethics	Ted Deutch (FL)	Susan Brooks (IN)
Financial Services	Maxine Waters (CA)	Patrick McHenry (NC)
Foreign Affairs	Eliot Engel (NY)	Mike McCaul (TX)
Homeland Security	Bennie Thompson (MS)	Mike Rogers (AL)
House Administration	Zoe Lofgren (CA)	Rodney Davis (IL)

House Committee Leadership (cont'd)

Judiciary	Jerrold Nadler (NY)	Doug Collins (GA)
Natural Resources	Raúl Grijalva (AR)	Rob Bishop (UT)
Oversight and Government Reform	Elijah Cummings (MD)	Jim Jordan (OH)
Rules	Jim McGovern (MA)	Tom Cole (OK)
Science, Space and Technology	Eddie Bernice Johnson (TX)	Frank Lucas (OK)
Small Business	Nydia Velázquez (NY)	Steve Chabot (OH)
Transportation and Infrastructure	Peter DeFazio (OR)	Sam Graves (MO)
Veterans' Affairs	Mark Takano (CA)	Phil Roe (TN)
Ways and Means	Rich Neal (MA)	Kevin Brady (TX)

Senate Committee Leadership

Committee	Chair	Ranking Member
Agriculture, Nutrition and Forestry	Pat Roberts (KS)	Debbie Stabenow (MI)
Appropriations	Richard Shelby (AL)	Patrick Leahy (VT)
Armed Services	Jim Inhofe (OK)	Jack Reed (RI)
Banking, Housing and Urban Affairs	Mike Crapo (ID)	Sherrod Brown (OH)
Budget	Mike Enzi (WY)	Bernie Sanders (VT)
Commerce, Science and Transportation	Roger Wicker (MS)	Maria Cantwell (WA)
Energy and Natural Resources	Lisa Murkowski (AK)	Joe Manchin (WV)
Environment and Public Works	John Barrasso (WY)	Tom Carper (DE)

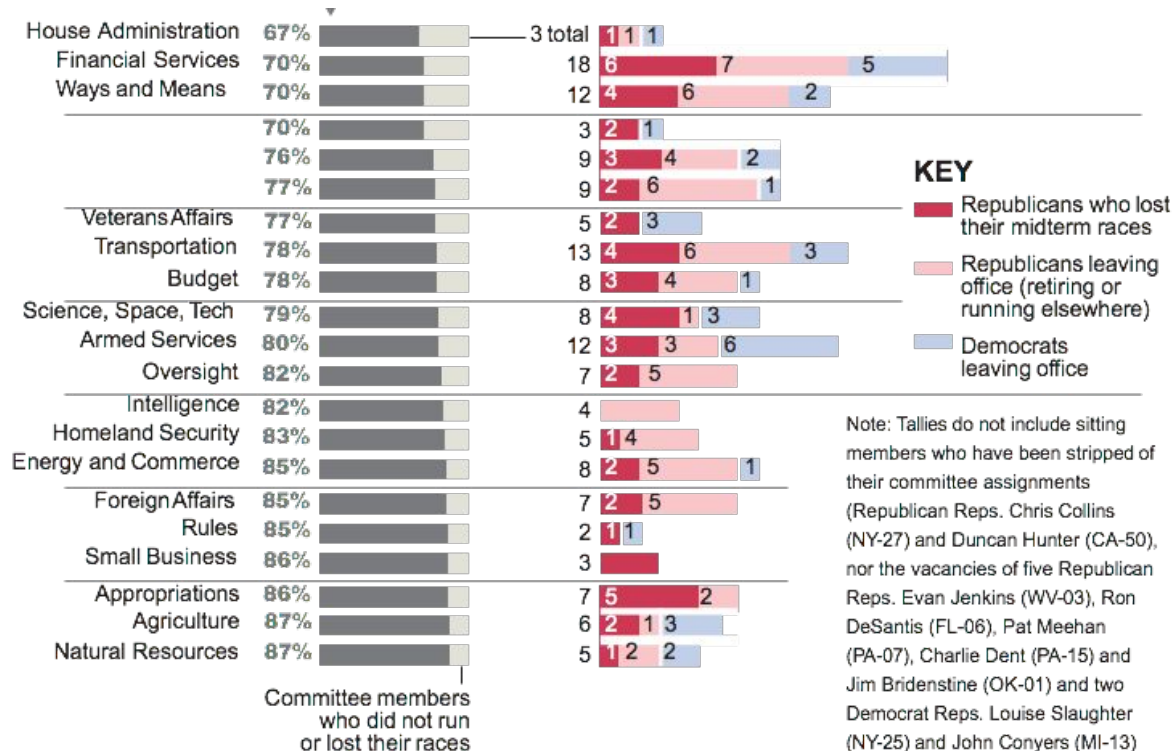
Senate Committee Leadership (cont'd)

Finance	Chuck Grassley (IA)	Ron Wyden (OR)
Foreign Relations	Jim Risch (ID)	Bob Menendez (NJ)
Health, Education, Labor and Pensions	Lamar Alexander (TN)	Patty Murray (WA)
Homeland Security and Governmental Affairs	Ron Johnson (WI)	Gary Peters (MI)
Judiciary	Lindsay Graham (SC)	Dianne Feinstein (CA)
Rules and Administration	Roy Blunt (MO)	Amy Klobuchar (MN)
Small Business and Entrepreneurship	Marco Rubio (FL)	Ben Cardin (MD)
Veterans' Affairs	Johnny Isakson (GA)	Jon Tester (MT)

House Committees With the Highest Post-Midterm Turnover

PERCENTAGE OF TOTAL RETURNING INCUMBENTS

ACTUAL NUMBER OF LOST RACES AND RETIREMENTS



Terms Served in the 116th Congress

- 71% of Members serving in the 116th Congress have been elected in the last ten years.
 - 65% of Senators elected since 2008.
 - 72% of Representatives elected since 2008.